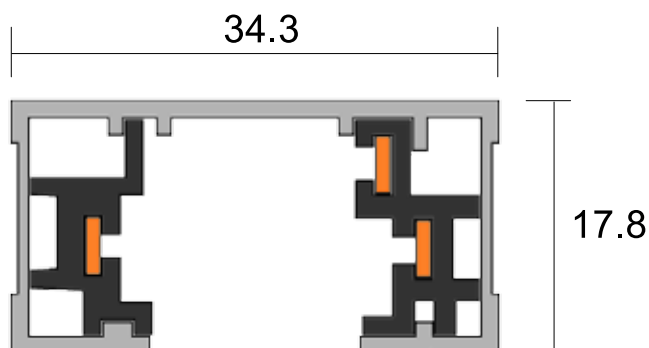

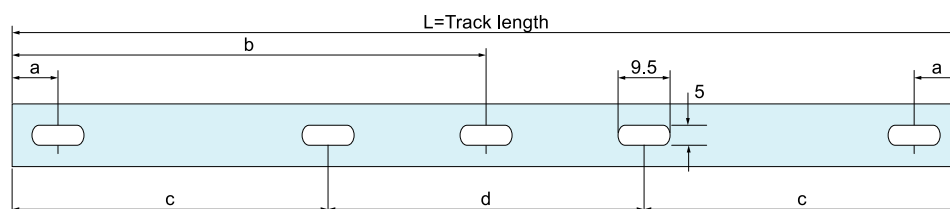


1 Circuits 3 Wires

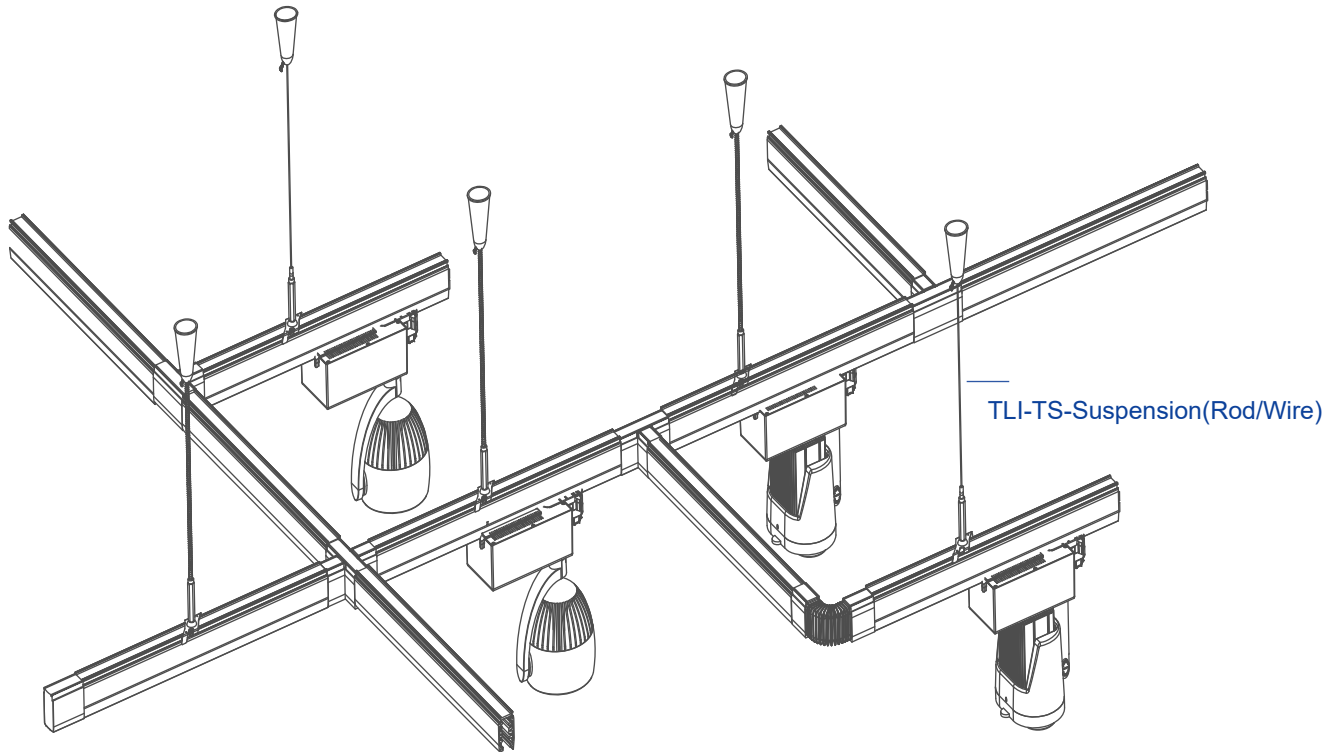


Model No.	Track length	Shell Material	Colour
TLI-TS1C3W-1M	1M track with double end cap. (100cm)	Aluminum Extrusion	<div>White</div> <div>Black</div>
TLI-TS1C3W-2M	2M track with double end cap. (200cm)	Aluminum Extrusion	
TLI-TS1C3W-3M	3M track with double end cap. (300cm)	Aluminum Extrusion	

L / mm	a / mm	b / mm	c / mm	d / mm
1000	120			
2000	120	863		
3000	120		909	2086



Track Accessories



TLI-TS-80331TA
Live-end connector

TLI-TS-80337TA
"±" connector
To connect four track sections into a cross configuration.

TLI-TS-80333TA
Mini joiner
A low profile connector to join two straight track sections end-to-end.

TLI-TS-80332TA
End cap
To the track sections end.

TLI-TS-80335TA
"L" connector
To connect two track sections at a 90° angle.

TLI-TS-80336TA
"T" connector
To connect three track sections into a T configuration.

TLI-TS-80334TA
Straight connector
To connect two track sections end-to-end. It provides a center feed option.

TLI-TS-80339TA
Flexible connector
To connect two track sections at any angle up to 90° or wall to ceiling or pitched ceiling applications